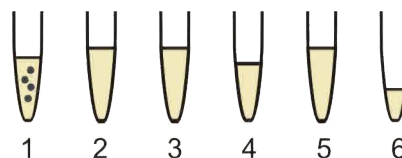


Protocol for QuickPick™ IMAC kit with QuicPick™ one magnet

Preparation

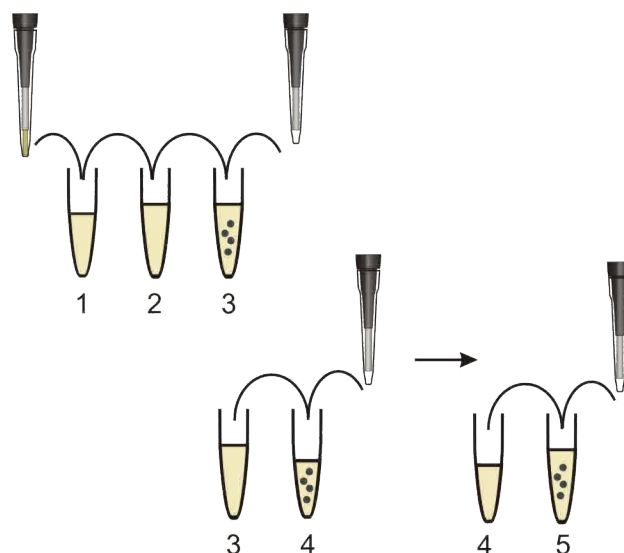
1. Pipette kit reagents and sample into tubes 1 - 6 as follows:

Tube 1	100 µl of Magnetic Particles
Tube 2	400 µl of Regeneration Buffer
Tube 3	400 µl of Wash Buffer 1
Tube 4	300 µl of Sample
Tube 5	400 µl of Wash Buffer 2
Tube 6	50 µl of Elution Buffer



Regeneration and washing

2. Collect the Magnetic Particles from tube 1 with QuicPick and release them into tube 2.
3. After regeneration, wash the Magnetic Particles in tube 3.



Binding of protein

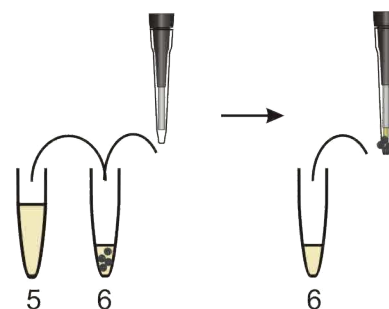
4. Transfer the Magnetic Particles from tube 3 into the sample tube 4. Incubate at room temperature for at least 2 minutes with mixing.

Washing

5. Collect the Magnetic Particles from the sample tube 4 and wash them in tube 5.

Elution

6. Collect the Magnetic Particles from tube 5 and release them into tube 6. Incubate at room temperature for at least 1 minute with mixing.
7. Collect the Magnetic Particles from tube 6 and discard them with the tip. Store the purified His-tagged protein at -20°C until use.



Protocol for QuickPick™ IMAC kit with PickPen™ multiEight

Preparation

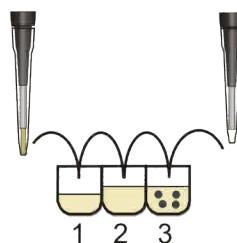
1. Pipette kit reagents and samples into 96-well plate columns 1-6 as follows (8 wells):

Column 1	100 µl of Magnetic Particles
Column 2	400 µl of Regeneration Buffer
Column 3	400 µl of Wash Buffer 1
Column 4	300 µl of Sample
Column 5	400 µl of Wash Buffer 2
Column 6	50 µl of Elution Buffer



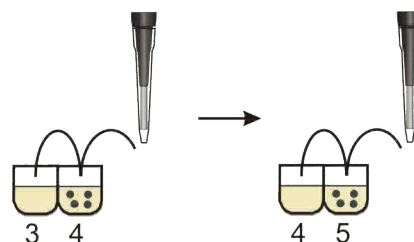
Regeneration and washing

2. Collect the Magnetic Particles from column 1 with QuicPick and release them into column 2.
3. After regeneration, wash the Magnetic Particles in column 3.



Binding of protein

4. Transfer the Magnetic Particles from column 3 into the sample column 4. Incubate at room temperature for at least 2 minutes with mixing.



Washing

5. Collect the Magnetic Particles from column 4 and wash them in column 5.

Elution

6. Collect the Magnetic Particles from column 5 and release them into column 6. Incubate the 96-well plate at room temperature for at least 1 minute with mixing.
7. Collect the Magnetic Particles from column 6 and discard them with the tip. Store the purified His-tagged protein at -20°C until use.

